



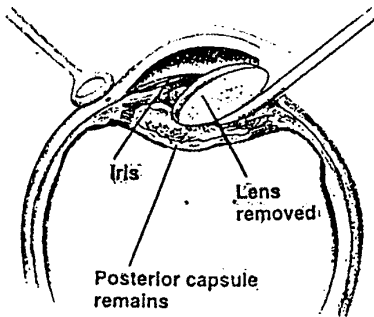
North Shore Eye Centre

North Shore Private Hospital · Westbourne Street and Reserve Road · St Leonards NSW 2065 · AUSTRALIA
Tel: +61-2-9439 9649 · Fax: +61-2-9437 3522 · Roving (local call): 0500 THE EYE (0500 843 393)
info@northshoreeye.com.au www.northshoreeye.com.au

YAG CAPSULOTOMY FOR SECONDARY CATARACT

Once your cataract has been removed by nonlaser surgery, vision may often cloud within months. When the posterior capsule (behind the intraocular lens) has clouded, laser surgery is used to make a tiny opening. Vision improves, often quite promptly and dramatically.

Vision problem

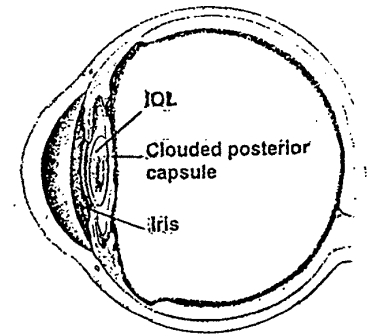


Cataract Removed

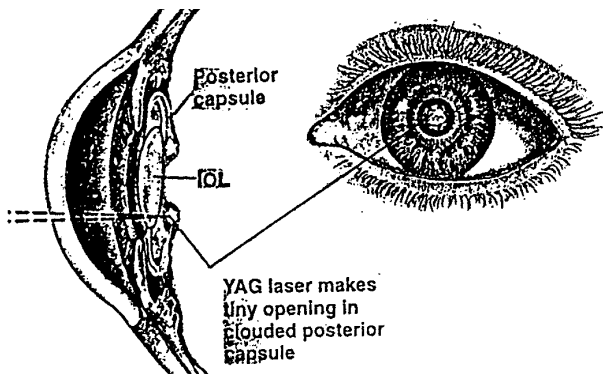
The cataract is removed surgically, and a lens (IOL) is placed in the eye, on the posterior capsule. The capsule is left behind to support the lens.

Posterior Capsule Clouded

Later, the posterior capsule can become clouded, keeping light from reaching the retina and obscuring vision.



Laser surgery



The YAG photodisruptive laser is used to open the clouded posterior capsule by making a tiny opening. This opening allows uninterrupted light to enter through, and vision is restored. Laser surgery offers many advantages over nonlaser surgery – the eye is not opened surgically, there is no needle, no stitches, no hospitalisation, and no infection.

Relief and joy are common feelings for people whose sight is restored by this usually painless, brief procedure. Topical anaesthetic may be needed. The treatment makes a small crackling sound. No further surgery is required. You will need to have your pressure checked following surgery. Your doctor will tell you when to return for a check-up.

Risks: Laser may nick IOL (usually doesn't affect vision); retinal detachment (rare).

The pupil needs to be dilated for capsulotomy, therefore care must be taken after capsulotomy. Vision may be blurred for the rest of the day. On the day of the surgery you should not drive and should take care where you walk. A companion is desirable.